



Once Upon a Time  
Reception – Autumn Term 1



**Reception - TalkForWriting**










**Text:** The Gingerbread Man by Mara Alperin

**Key Vocabulary:**

- shout
- chase
- field
- bridge
- grumpy

**Recommended Reads**





**Entry Point** – The children enter the classroom to find a crime scene. Who has eaten the Gingerbread Man?

**Communication and Language-** *We are working to develop our communication and language skills, through talking about ourselves and our families.*

**Activities:**

- Make an 'all about me' box or scrapbook
- Talk about your likes, dislikes and hobbies
- Look at baby photos and talk about how you have grown and changed

**Key vocabulary:** family, friends, home, grow, change, similarities, differences

**Understanding the World-**

*This half term we will be learning about how we have changed since we were a baby. We will also be talking about big events in our lives.*

**Key question:** How have I changed since I was born?

**Activity:** Looking at photos from home of an important event in our life and pictures of us as babies.

**Literacy:** *We are learning to hold mark making tools correctly. We are beginning to give meaning to marks and we are making and creating purposeful drawings. We are going to be exploring sounds in our environment and learning letter-sound correspondence.*

**Activities:**

- Practise mark-making using different tools e.g., pen, pencil, brush
- Go on a listening walk. What can you hear?
- Find objects around your house that start with a chosen sound, for example, a sock for 's'

**Key vocabulary:** grapheme, phoneme, rhythm, rhyme, letter names



**'Once Upon a Time'**  
**Reception – Autumn**  
**Term 1**

**Expressive Arts and Design:** *We are exploring a range of mark making tools and experimenting with them to create our own pictures. We are learning a range of nursery rhymes.*

**Activities:**

- Mark-make with a range of tools
- Experiment with paint – what new colours can you make?
- Sing familiar songs and create your own versions

**Key vocabulary:** colour names, mix, change, mould, pinch, shapes

**Physical Development:** *We are learning to explore how our bodies can move and perform different actions. We are learning how to hold one-handed tools and learning how to use these appropriately.*

**Activities:**

- Go to the park and practise climbing safely on the climbing frame
- Practise dressing yourself in your school uniform- even have a go at doing those tricky buttons!

**Key vocabulary:** move, jump, run, crawl, climb

**Mathematics:** *We are exploring and working with numbers to 5. We will be looking at these numbers and using them in a range of counting songs. We will be learning to count one object at a time.*

**Activities:**

- Look out for numbers all around- on doors, buses, and signs
- Teach your family a new counting song
- Line up your toys and count them one by one

**Key vocabulary:** number names, counting, more, less, altogether

**Personal, Social and Emotional Development:**

*We are learning how to take care of ourselves and others around us. We are making new friends and learning how to share and take turns.*

**Activities:**

- Practise washing your hands
- Talk about a special friend you have made in your new class
- Talk about the things you are good at and some things you would like to get better at

**Key vocabulary:** feeling words e.g., happy, friends, kind, caring, school, class

**Exit Point** – Baking a Gingerbread Man