




## Blooming Marvellous

Year 2 – Summer Term 1



### English - TalkForWriting

**Text:** The Selfish Giant by Oscar Wilde  
(abridged by Alexis Deacon)



**Focus:** We will be writing a story about a character with a flaw

### Key Vocabulary:

fascinating

dawdle






imagination

capture

entertain

eventually

### Recommended Reads





## **Entry Point** – Planting Seeds

### **Science** – bud, germination, bulb, shoot, seedling

This half term we will be observing and describing how seeds and bulbs grow into mature plants.

**Key questions:** How do plants survive and grow?

**Activity:** Try and identify different plants in your garden or the park. Help your child to name the different parts of a plant: stem, leaves, roots and flowers.

**Art** – collagraph, block, texture, reverse, surface, pressure, repeat

This half term we will be using a range of materials creatively to design and make a product.

**Key questions:** How can we print a garden scene?

**Activity:** Look for different examples of prints at home. For example, wallpaper and fabrics.

### **Design Technology** –

structure, freestanding, frame, join, equipment

This half term we will be building structures exploring how they can be made stronger, stiffer and more stable.

**Key questions:** How do we design and make a playground structure?

**Activity:** Look at different playground structures in the park. Talk about what makes them stable.



## **Blooming Marvellous Year 2 – Summer Term 1**

### **Computing**– data, attribute, pictogram, block, diagram

This half term we will be recognising common uses of technology beyond school.

**Key questions:** How can we organise and present data using charts?

**Activity:** Create a tally chart to show the favourite fruits for family members.

### **Geography** –key, features, observation, address, fieldwork

This half term we will use simple fieldwork and observational skills to study the geography of our school and its grounds and the key human and physical features of its surrounding environment.

**Key Question:** How do we devise simple maps for familiar places?

**Activity:** Draw a map of your journey to school. Look out for different maps at the park, bus stop or in the station.

### **Religious Education** –forgiveness, apologise, remorse

This half term we will be learning what different religions think about forgiveness.

**Key questions:** What does it mean to say sorry?

**Activity:**  
Talk about what it means to be sorry and why it is sometimes difficult to say sorry.

Discuss how you can show someone that you are sorry.

### **PE**– bunker, rough, fairway, forfeit, head up, quickly, explore

This half term we will be learning the key skills of golf and orienteering.

**Key questions:** What skills are need to play golf and for orienteering?

#### **Activity:**

Set up a treasure hunt for your child in the garden or the park. Using directional language, give them some clues to follow.

## **Exit Point** – Fieldwork trip