




Design and Build

Reception- Summer Term 2



English - TalkForWriting



Text: The Three Little Pigs

Key Vocabulary:

unfortunately

huff

puff








chimney

boiling

blazing

radish

Recommended Reads





Entry Point – Building a den

Literacy

This half term we will be learning the story of 'The Three Little Pigs'.

Activity: Make your own character puppets to help you retell the story at home.

Literacy

This half term we will be embedding our knowledge of numbers to 20.

Activity: Find objects from around your house and match the amount to numbers. What happens if there is one more/less?

Understanding the World- Science

Key question: How can we create shadows?

Vocab: shadow, light, dark, sun

Activity: Go outside and create your own shadow. Draw around your shadow and make it dance!

Understanding the World- Science

Key question: How can we describe different materials?

Vocab: hard, soft, shiny, dull, waterproof, bendy

Activity: Find different materials around your house and describe how they look and feel.

Understanding the World- History

Key question: How were homes different in the past?

Vocab: house, home, roof, door, window

Activity: Draw a picture of your house and label it. Think about things you would like to change about it if you could!



Design and Build **Reception- Summer** **Term 2**

Expressive Arts and Design- Art

Key question: How can we print with different materials?

Vocab: print, shape, pattern, material

Activity: Create your own printing pattern using different objects.

Religious Education – Jesus, Christianity, parable

Key question:

Who was Jesus?

Activity: Spend some time researching Jesus and other significant figures in different religions. Think about people who are significant to you.

Understanding the World- Computing

Key question: Can we create a set of instructions for how to build a house?

Vocab: first, next, then, after that, finally

Activity: Create a set of instructions for how to build a junk model house. Remember to write the instructions in the correct order!

Expressive Arts and Design- DT

Key questions: How can we draw a plan? How can we build a house?

Vocab: plan, draw, house, material, door, window

Activity: Design and build your own house using junk modelling materials.

Exit Point – Art/DT gallery to showcase our work