




Eureka!

Year 2 - Summer Term 2



English - TalkForWriting



Text: Traction Man is Here! By Mini Grey








Focus

We will be writing non-chronological reports and poems to perform.

Vocabulary

dastardly
skilled
popular
intelligent
heroic

Recommended Reads





Entry Point – Children to explore action figure toys.

History – inventor, invention, chronology, technology, printing press, internet
This half term we will be learning about significant inventors from the past.

Key questions: Why are William Caxton and Tim Berners Lee significant inventors from the past?

Activity: Together with your child, use the internet or a local library to find out about William Caxton and Tim Berners Lee.

Science – stretch, bend, twist, stretch, transparent, translucent, reflective, rigid, suitable

This half term we will be learning about different materials.

Key questions: Which materials are best to use for particular purposes?

Activity: Go on a material hunt and find different objects made from different materials. Discuss why they are made from that particular material.

Geography – compass, route, map, key, symbol

This half term we will be learning how to read and use a map.

Key questions: How do we devise and follow simple maps for unfamiliar places?

Activity: Plan a real or pretend journey with your child. Look at a real map or Google maps to help.

Religious Education –parable, message, bible, values
This half term we will be exploring stories Jesus told.

Key questions: Why did Jesus tell stories?

Activity: Read stories such as The Boy Who Cried Wolf or The Ugly Duckling. Discuss with your child what message they are giving.



Eureka!

Year 2 – Summer Term 2

Design Technology – axle, axle holder, chassis, body, cab, fixed, freely moving, mechanism
This half term we will be learning about mechanisms.

Key questions: How do we design and make a wheeled vehicle?

Activity: Using toy vehicles or pictures of vehicles, look at the different parts of a vehicle and discuss their purpose.

Physical Education – racket, net, ball, court, bounce

This half term we will be taking part in athletics and practising the skills needed to play tennis.

Key questions: What are athletics?

Activity: With your child, watch some videos of different athletic activities. Try and watch clips from previous Olympic games. Watch some clips of tennis matches played at Wimbledon.

PSHE – change, grow, life cycle, control, baby, adult, fully grown, appearance

This half term we will be learning about Changes.

Activity: Together with your child, look at photographs and discuss with them how they have changed.

Talk about how they have changed physically and the things that have learnt to do as they have grown.

Exit Point – Year 2 Graduation